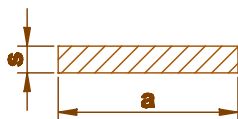
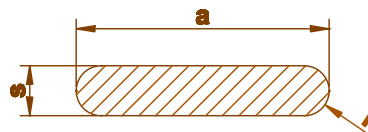


A11 Platbande

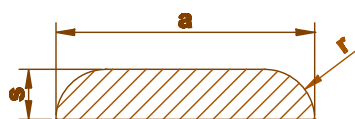
(continuare)



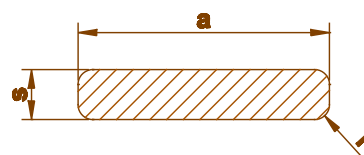
Cod profil	a mm	s mm	masa kg/m
1471	15	1.5	0.060
1474	15	4	0.162
1484	15	5	0.203
1553	65.5	2	0.355
1555	92	2	0.498
1579	13.5	0.9	0.032
1728	80	5	1.084
1738	80	8	1.734
1739	80	10	2.168
1740	100	10	2.710
1741	120	10	3.252
1742	50	6	0.813
1743	60	6	0.975
1744	60	8	1.300
1754	100	15	4.065
1838	40	20	2.160
G017	15	2.5	0.101
G079	180	15	7.290



Cod profil	a mm	s mm	r mm	masa kg/m
627	30	1.5	0.75	0.120
666	15	3	1.5	0.116
698	20	5	2.5	0.256
699	20	3	1.5	0.157
700	27	5	2.5	0.351
720	25	3	1.5	0.198
1003	25	4	2	0.261
1004	20.2	4	2	0.209
1108	30	3	1.5	0.238
1121	22.2	15.1	7.55	0.755
1122	16.2	5.5	2.75	0.223
1248	30.3	5	2.5	0.396
1522	25	9	4.5	0.562
1578	30	2.6	1.3	0.207
2188	30	2.2	1.1	0.176
605	13	3	1.5	0.100
G413	40	7	3.5	0.728



Cod profil	a mm	s mm	r mm	masa kg/m
530	22	3	5	0.159
721	25	3	5	0.182
850	160	3	7.5	1.291
914	95.9	3	7.5	0.764



Cod profil	a mm	s mm	r mm	masa kg/m
1016	10	6.5	1.25	0.172
925	12	5	1	0.162